

Bifacial Photovoltaic Module

HIT Double180

Photovoltaic Module

Power per Square Foot up to 17.6 Watts



High Efficiency

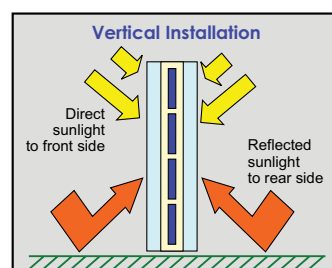
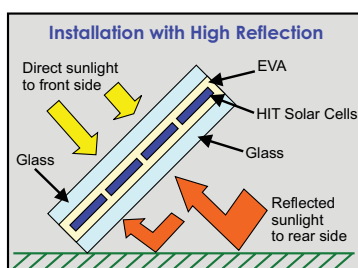
HIT® Double bifacial solar panels are the World leaders in sunlight conversion efficiency, helping customers to enjoy the maximum power per square foot from available space.

Power Guarantee

SANYO guarantees customers will receive 100% of the panel's rated power (or more) at the time of purchase, enabling owners to generate more kWh per rated watt.

Bifacial Effect

The back face of HIT Double solar panels generates electricity from ambient light reflected off surrounding surfaces, and combines with power from the front face of the panel. Dependant upon system design and site albedo, this results in up to 30% higher power generation (more kWh) per square foot.



Application Possibilities

- Architectural, Awnings, Balconies, Bus Shelters, BIPV
- Deck & Porch Coverings, Canopies, Carports, Facades
- Fences, Siding, Trellises, Tracking Systems

Proprietary Technology

HIT bifacial solar cells are hybrids of single crystalline silicon surrounded by ultra-thin amorphous silicon layers, available solely from SANYO.

High Temperature Performance

As temperatures rise, HIT Double solar panels produce more electricity than conventional solar panels at the same temperature, for good performance in high temperature sites.

Quality Products

SANYO silicon wafers are made in California USA, and assembled in Mexico at SANYO's certified factory. ISO 9001 (quality), 14001 (environment), 18001 (safety).

Valuable Features

HIT Double panels operate silently and have no moving parts. A double glass structure allows some sunlight to penetrate portions of the panel, creating brilliant light and shadows for aesthetic and architectural applications. HIT Double panels are perfect for areas with performance-based incentives and tradable energy credits.

HIT Double180

Photovoltaic Module

Electrical Specifications

| Model: HIP-180DA3 | STC ¹ | Specifications Including Backside Irradiation Contribution in ISC as a Percent of STC | | | | | |
|---------------------------------|------------------|---|--------|--------|--------|--------|--------|
| | | 5% | 10% | 15% | 20% | 25% | 30% |
| Rated Power (Pmax) ¹ | 180 W | 188 W | 197 W | 205 W | 213 W | 222 W | 230 W |
| Maximum Power Voltage (Vpm) | 54.4 V | 54.4 V | 54.5 V | 54.5 V | 54.6 V | 54.6 V | 54.6 V |
| Maximum Power Current (Ipm) | 3.31 A | 3.46 A | 3.61 A | 3.76 A | 3.91 A | 4.06 A | 4.21 A |
| Open Circuit Voltage (Voc) | 67.0 V | 67.2 V | 67.3 V | 67.4 V | 67.5 V | 67.5 V | 67.7 V |
| Short Circuit Current (Isc) | 3.62 A | 3.80 A | 3.98 A | 4.16 A | 4.34 A | 4.53 A | 4.71 A |
| Max. System Voltage (Vsys) | 600 V | — | — | — | — | — | — |
| Series Fuse Rating | 15 A | — | — | — | — | — | — |
| Temperature Coefficient (Pmax) | -0.3% / °C | — | — | — | — | — | — |
| Temperature Coefficient (Voc) | -0.168 V / °C | — | — | — | — | — | — |
| Temperature Coefficient (Isc) | 0.85 mA / °C | — | — | — | — | — | — |
| Warranted Tolerance | +10/-0% | — | — | — | — | — | — |
| Cell Efficiency | 17.8% | — | — | — | — | — | — |
| Module Efficiency ² | 14.8% | 15.5% | 16.2% | 16.9% | 17.6% | 18.3% | 19.0% |
| Power per Square Foot | 13.8 W | 14.4 W | 15.1 W | 15.7 W | 16.3 W | 17.0 W | 17.6 W |

Mechanical Specifications

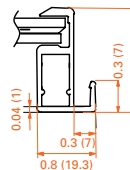
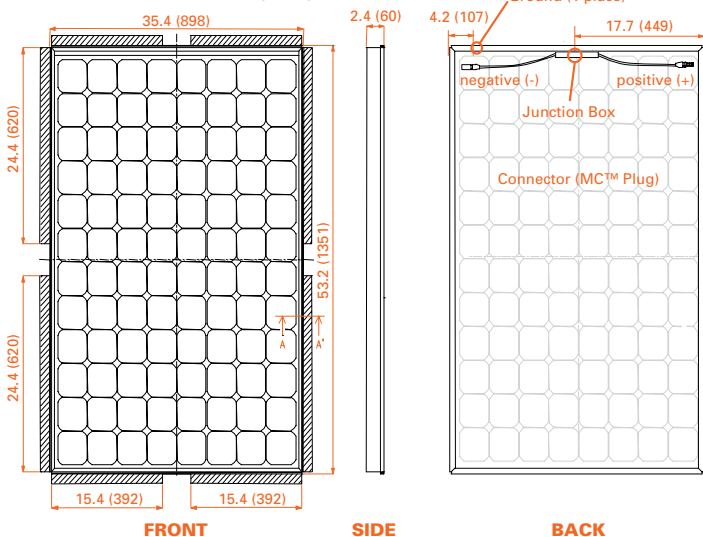
| | |
|------------------------------------|--|
| Internal Bypass Diodes | 4 Bypass Diodes |
| Module Area | 13.06 Ft ² (1.21 m ²) |
| Module Weight | 50.7 Lbs. (23 kg) |
| Module Dimensions LxWxH | 53.2 x 35.35 x 2.36 in. (1351 x 898 x 60 mm) |
| Cable Lengths | 39.4 in. each (1000 mm) |
| Cable Size / Connector Type | No. 12 AWG / MC3™ Connectors |
| Static Load | 50 PSF (2400 Pa) |
| Pallet Dimensions LxWxH | 54.3 x 36 x 70.1 in. (1379 x 912 x 1781 mm) |
| Full Pallet Quantity & Weight | 20 pcs. / 1014 Lbs. (460 kg) |
| Quantity per 20'/40'/53' Container | 200 pcs., 420 pcs., 540 pcs. |

Safety Ratings & Limited Warranty

| | |
|--------------------------------|---|
| Fire Safety Classification | Class A |
| Hail Safety Impact Velocity | 1" hailstone (25 mm) at 25 mph (23 m/s) |
| NOCT (°C) | 115.8°F (46.6°C) |
| Safety & Rating Certifications | UL 1703, cUL, CEC |
| Limited Warranties | 2 Years Workmanship / 20 Years Power Output |

¹ Standard Test Conditions: Cell Temperature 25°C, Air Mass 1.5, 1000 W/m²
² Equivalent module efficiency, including power from the back face.
Note: Specifications and information above may change without notice.

Dimensions Unit: inches (mm)



Section A-A'

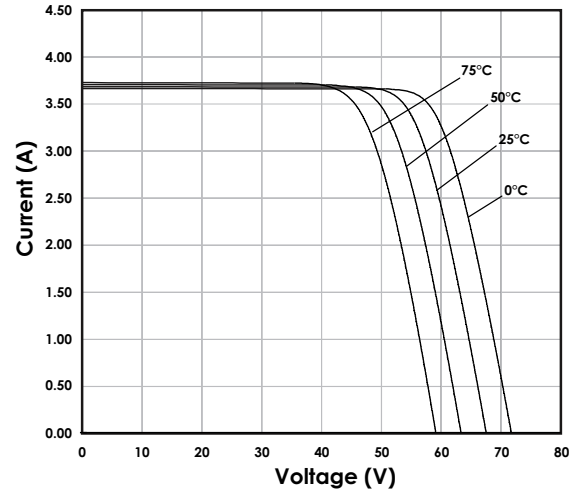
Note: A module must be installed on a support structure rail using four symmetrical mounting points within Range A

▨ = Range A

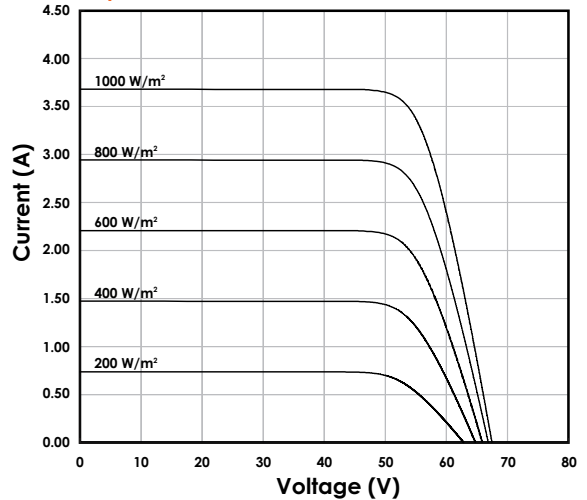
To Maximize Power

1. Elevate panels above a surface as much as possible.
2. Place panels over light-colored surfaces.
3. Do not allow support rails to shade the panel's back face.

Dependence on Temperature



Dependence on Irradiance



IMPORTANT: The rated power of HIT® Double bifacial solar panels is measured under Standard Test Conditions (STC). STC does not account for power produced from the back face of panels. Therefore, HIT Double panels will produce more power than their STC rating, up to 30% more, depending upon the system design and site albedo. Account for the additional power when sizing, selecting system components and wiring.

CAUTION! Read the operating instructions carefully before use of these products

SANYO

SANYO Energy (U.S.A.) Corp.
Solar Division

2600 Network Blvd., Suite 600
Frisco, TX 75034, U.S.A.
www.sanyo.com/solar
solar@sec.sanyo.com