


A D series

PV-AD 190MF5 190Wp

PV-AD 185MF5 185Wp

PV-AD 180MF5 180Wp

PV-AD 175MF5 175Wp



**T
o
p
Q
u
a
l
i
t
y**

High Efficiency

- Solder-coatingless cells
- Fine Grid Electrodes
- BSF (Back Surface Field) Structure
- Anti-Reflective Coating
- Unique Bus Bar Design
- Back Film Reflected Light
- High Reflectance Back Film
- Celium-Free/High-Transmittance Glass
- Tightest Tolerance: +/-3%
- High Power in Actual Use

High Reliability

- Original derating designing concept
- Straight Tabs
- Double-Sided Independent Tabs
- Lower slope of module frame
- Static Load Test 5400 Pa passed with Protection Bar
- Higher Tensile Strength Structure
- Better Water Drainage Structure
- High-Corrosion Resistant Frame
- Max. System Voltage 1000V with Four-Layer Structure Back Film

High Safety

- Triple-Layer Structure Junction Box
- Highly Reliable Bypass Diode
- Lock Mechanism Equipped Connectors
- Lighter Weight 17.0kg per module

Eco-Friendly

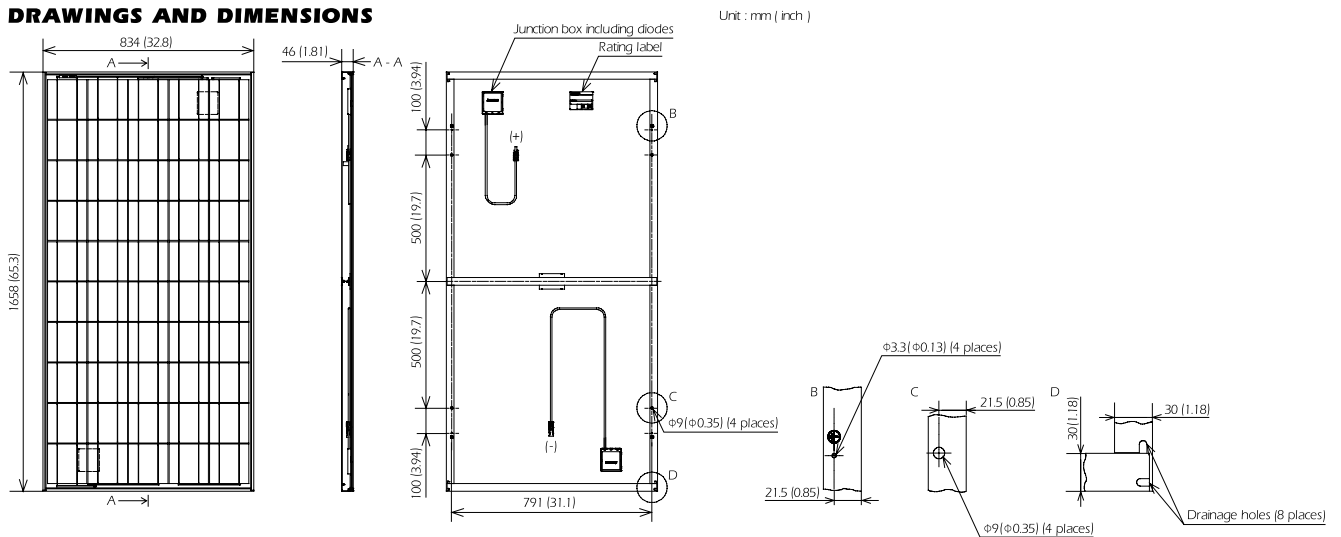
- Lead-free solder PV module
- Manufactured in the plant certified ISO 14001
- Recyclable steel pallets



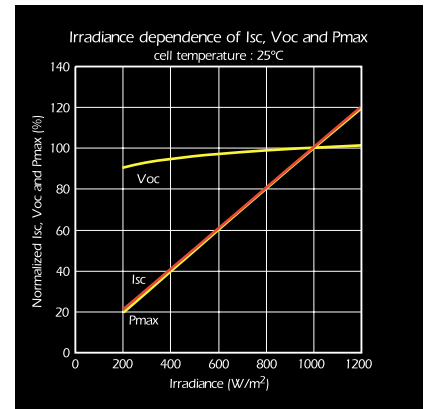
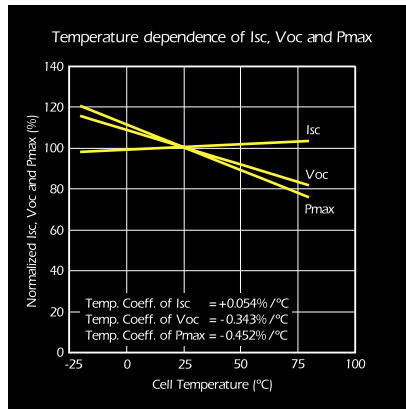
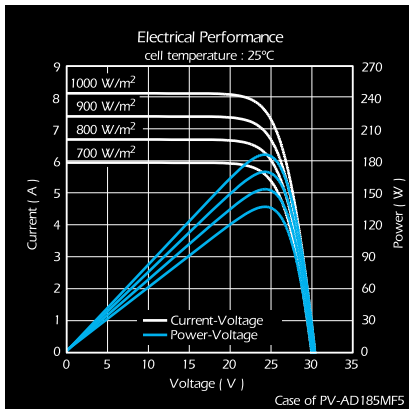
SPECIFICATION SHEET

Manufacturer	MITSUBISHI ELECTRIC			
Model name	PV-AD190MF5	PV-AD185MF5	PV-AD180MF5	PV-AD175MF5
Cell type	Polycrystalline Silicon, 156mm x 156mm			
Number of cells	50 cells in a series			
Maximum power rating(Pmax)	190W	185W	180W	175W
Warranted minimum Pmax	184.3W	179.5W	174.6W	169.8W
Tolerance of maximum power rating	+3/-3%			
Open circuit voltage (Voc)	30.8V	30.6V	30.4V	30.2V
Short circuit current (Isc)	8.23A	8.13A	8.03A	7.93A
Maximum power voltage (Vmp)	24.7V	24.4V	24.2V	23.9V
Maximum power current (Imp)	7.71A	7.58A	7.45A	7.32A
Normal operating cell temperature(NOCT)	47.5 degree C			
Maximum system voltage	DC 1000V			
Fuse rating	15A			
Dimensions	1658x834x46mm (65.3x32.8x1.81inch)			
Weight	17kg (37lbs.)			
Output terminal	(+) 800mm/(-) 1250mm with MC connector (PV-KBT4/6II-UR, PV-KST4/6II-UR)			
Module efficiency	13.7%	13.4%	13.0%	12.7%
Packing condition	2 pcs - 1 carton			
Certificate	IEC 61215 edition 2(static load test 5400Pa passed)			

DRAWINGS AND DIMENSIONS



ELECTRICAL CHARACTERISTICS



SALES COMPANY MITSUBISHI ELECTRIC
MITSUBISHI ELECTRIC ASIA PTE LTD
 307 Alexandra Road Singapore 159943
 Phone: +65-6470 2601 FAX: +65-6476 0590
www.MitsubishiElectric.com.sg

MITSUBISHI ELECTRIC CORPORATION
 HEAD OFFICE: TOKYO BLDG., 2-7-3, MARUNOUCHI, CHIYODA-KU, TOKYO 100-8310, JAPAN