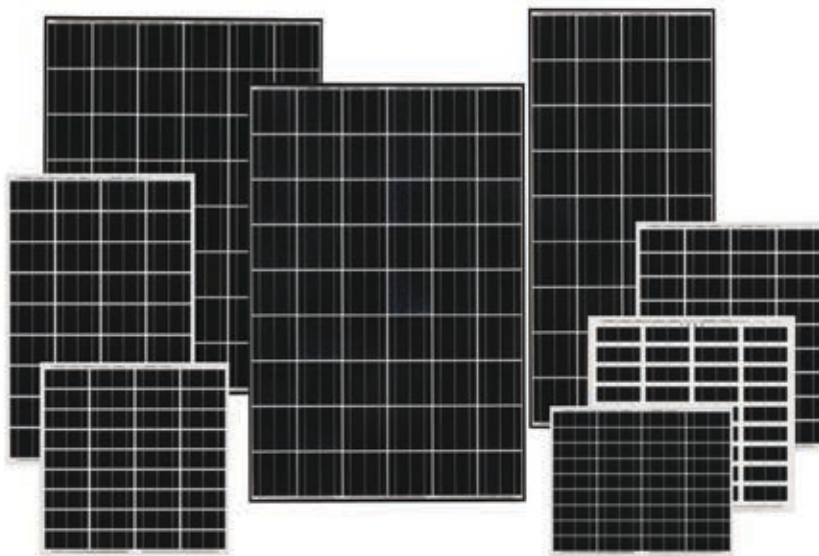


Kyocera KD Modules

Kyocera introduces the next generation of solar products - the KD Modules. Utilizing a larger, more powerful, high efficiency 156mm x 156mm solar cell, the KD Modules Series comes as an upgrade to the KC Module Series.




LOCKING PLUG-IN CONNECTORS
HEAVY DUTY ANODIZED ALUMINUM FRAME
LARGER, MORE POWERFUL 156MM SOLAR CELLS

Kyocera Empowers Your Future

Kyocera began research and development of solar energy back in 1975. Since then, we have been leading the solar industry with the development of the most efficient and cost effective systems available. With over 34 years of experience in solar, Kyocera is a natural industry leader. Our modules are ideal for a wide range of applications from off-grid industrial to on-grid commercial and residential, providing superior field performance among the competition. Kyocera stands behind its products and has a proven reputation within the solar industry for quality and reliability.



KD MODULES SPECIFICATIONS



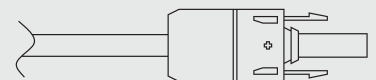
Kyocera is leading the solar industry with the development of the most efficient and cost effective systems available. Our new and improved, larger modules feature higher output per module and maintain the three-bus bar circuitry along with our d.Blue solar cell technology.

	KD210GX-LPU	KD205GX-LPU	KD185GX-LPU	KD135GX-LPU
Maximum Power	210W	205W	180W	135W
Number of Cells	54	54	48	36
Tolerance	+5Watts/-0Watts	+5Watts/-0Watts	+5%/-5%	+5%/-5%
Maximum System Voltage	600V	600V	600V	600V
Maximum Power Voltage	26.6V	26.6V	23.6V	17.7V
Maximum Power Current	7.90A	7.71A	7.84A	7.63A
Open Circuit Voltage	33.2V	33.2V	29.5V	22.1V
Short Circuit Current	8.58A	8.36A	8.58A	8.37A
Series Fuse Rating	15A	15A	15A	15A
Length	59.1"	59.1"	52.7"	59.1"
Width	39.0"	39.0"	39.0"	26.3"
Depth	1.8"	1.8"	1.8"	1.8"
Weight	39.7	39.7 lbs	35.3 lbs	27.5 lbs
Power Warranty	20 Years	20 Years	20 Years	20 Years
Workmanship Warranty	5 Years	5 Years	5 Years	5 Years
Termination Method	Locking Plug-in Connectors	Locking Plug-in Connectors	Locking Plug-in Connectors	Locking Plug-in Connectors

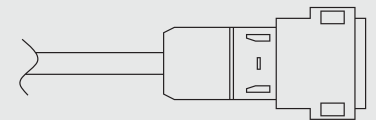
- Locking Connector Specification
- Utilizes a larger, more powerful solar cell (156mm)
- Upgrades KC200GT, KC175GT, KD180GX and KC130GT

Output Cable – MC Connector

Positive connector



Negative connector



KYOCERA SOLAR, INC.
 800-223-9580 toll-free
 800-523-2329 fax
www.kyocerasolar.com

NEC 2008 Compliant
 UL 1703 Listed, Class C
 IEC 61215

Kyocera reserves the right to modify these specifications without notice.

All specification at 25°C. cell temperature, 1.5 AM and 1000W/m².

© 2009 Kyocera Solar, Inc. All rights reserved.



Registered to ISO9001-2000