


# 60 WATT

AESTHETIC APPEAL. EFFICIENT INSTALLATION.

## POLY-CRYSTALLINE SILICON PHOTOVOLTAIC ROOF MODULE WITH 60W MAXIMUM POWER


Beautifully complementing standard flat roof tiles of many shapes and sizes, Sharp's ND-60RU1 solar modules offer a clean integrated look that's especially pleasing to homeowners. These solar modules are quick and easy to integrate into the roof in the same manner as common, flat concrete tiles. And like flat tiles, they can be easily replaced individually. They're designed for weather blocking, with water channel design similar to concrete tiles. The module brackets screw to the existing roof battens and roof deck, but no additional framing materials are required. Offering superior durability, they are resistant to moisture, impact and high winds. Sharp's solar roof modules are an ideal combination of aesthetics, performance and ease of installation for a wide range of residential new construction.



*Compatible with standard flat roof tiles used in new residential construction, like Eagle and Monier, each solar roof module replaces five concrete tiles.*



*Sharp's solar modules integrate beautifully with standard roof tiles of many colors, becoming nearly "invisible" to the eye.*



## FEATURES

- High-powered module (60W) using 156mm square polycrystalline silicon solar cells
- Sharp's advanced surface texturing process increases light absorption and efficiency while providing a more subdued, "natural" look
- Bypass diodes minimize the power drop caused by shade
- Non-reflective white tempered glass, EVA resin, weatherproof film and black double-anodized aluminum frame for extended outdoor use
- UL Listings: UL1703, cUL
- Sharp modules are manufactured in ISO 9001 certified facilities
- 25-year limited warranty on power output (see dealer for details)

### ELECTRICAL CHARACTERISTICS

Cell	Poly-crystalline silicon
No. of Cells and Connections	18 in series
Open Circuit Voltage (Voc)	10.65V
Maximum Power Voltage (Vpm)	8.5V
Short Circuit Current (Isc)	7.8A
Maximum Power Current (Ipm)	7.0A
Rated Power (Pm)*	60W (+10% / -5%)
Maximum System Voltage	600V
Series Fuse Rating	15A
Type of Output Terminal	Lead wire with ONAMBA Connector

\* (STC) Standard Test Conditions: 25°C, 1 kW/m<sup>2</sup>, AM 1.5

### MECHANICAL CHARACTERISTICS

Dimensions (L x W x D)	59" x 15.6" x 1.3" (1499mm x 396mm x 34mm)
Weight (lbs/kg)	17.6lbs (8kg)
Size of Carton	59.4" x 16.3" x 10.2" (1508mm x 413mm x 260mm)
Carton Quantity	6 pcs per carton
Pallet Quantity	72 pcs per pallet
Loading Capacity (48 ft container)	1152 pcs (16 pallets)
Loading Capacity (53 ft container)	1296 pcs (18 pallets)

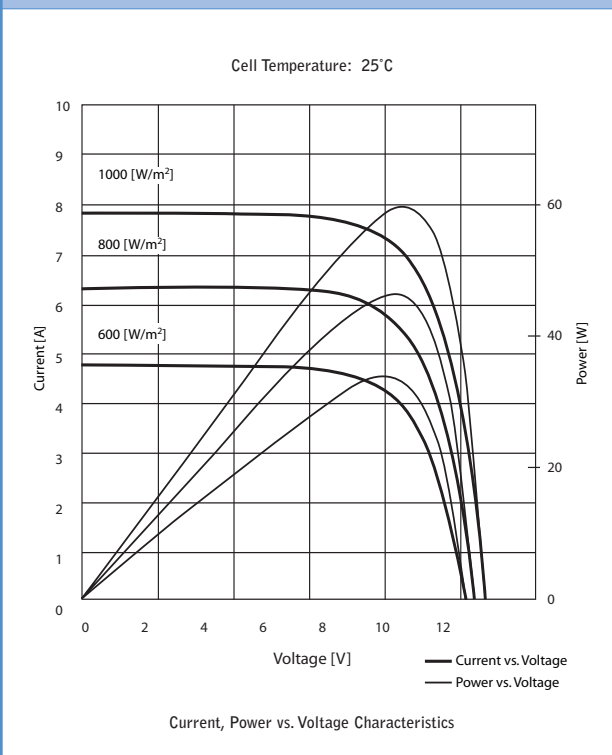
### COMPATIBLE ROOF TILES

Eagle Roofing, Monier Life Tile, and Hanson	Consult Sharp or a Sharp reseller for more information
---	--

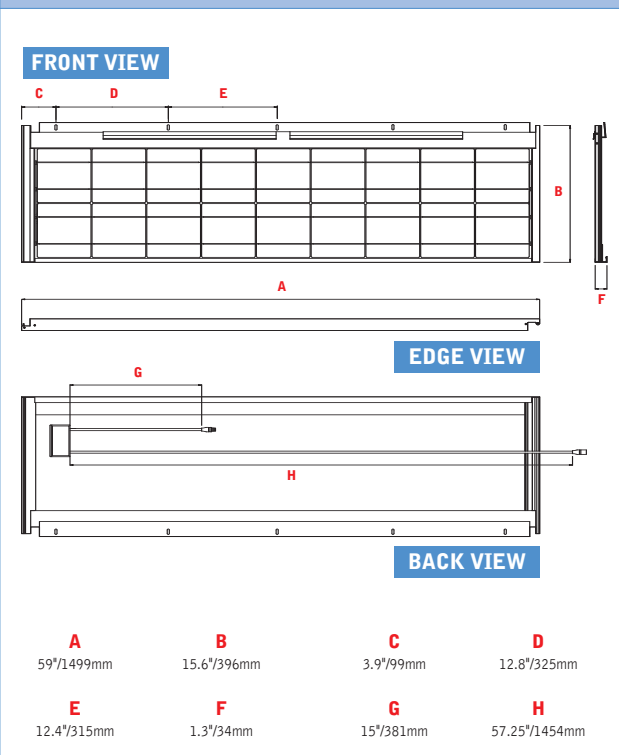
### ABSOLUTE MAXIMUM RATINGS

Operating Temperature (min to max, °F/°C)	-40 to 194°C / -40° to 90°C
Storage Temperature (min to max, °F/°C)	-40 to 194°F / -40° to 90°C

### IV CURVES



### DIMENSIONS



Specifications and design are subject to change without notice.

Sharp takes no responsibility for any defects that may occur in equipment using any Sharp devices.  
Contact Sharp to obtain the latest product manuals before using any Sharp device.

