



Passion for Green

ET BLACK MODULE polycrystalline

ET-P672280B	280W
ET-P672275B	275W
ET-P672270B	270W
ET-P672265B	265W
ET-P672260B	260W
ET-P672255B	255W

Features

- + Aesthetically appealing for residential and commercial systems with black backsheet and frame
- + High module conversion efficiency, through superior manufacturing technology
- + Guaranteed -1% to +3% Power Tolerance
- + Entire module certificated to withstand high wind loads and snow loads (5400Pa)
- + Anodized aluminum is mainly for improving corrosion resistance.
- + Highly transparent, low-iron, tempered glass, and antireflective coating
- + Excellent performance under low light environments

Benefits

- + 25-year warranty on power output; 5-year warranty on materials and workmanship
- + Product liability insurance
- + Local technical support
- + Local warehousing
- + 48 hour-response service
- + Enhanced design for easy installation and long term reliability



IEC 61215 Ed.2
IEC 61730



CONFORMS TO ANSI/UL STD 1703
CERTIFIED TO ULC/CSA STD ORDC-1703

www.etsolar.com

ELECTRICAL SPECIFICATIONS

Model type	ET-P672280B	ET-P672275B	ET-P672270B	ET-P672265B	ET-P672260B	ET-P672255B
Peak power (Pmax)	280W	275W	270W	265W	260W	255W
Cell Efficiency	16.47%	16.18%	15.89%	15.59%	15.30%	15.00%
Module Efficiency	14.43%	14.17%	13.92%	13.66%	13.40%	12.14%
Maximum power voltage (Vmp)	36.72V	36.72V	36.40V	36.40V	36.00V	35.20V
Maximum power current (Imp)	7.63A	7.49A	7.42A	7.28A	7.23A	7.23A
Open circuit voltage (Voc)	43.78V	43.78V	43.63V	43.63V	43.49V	43.88V
Short circuit current (Isc)	7.98A	7.96A	7.90A	7.90A	7.79A	7.85A
Power Tolerance	-1 to +3%					
Maximum system voltage	DC 1000V (VDE) / DC 600V (UL)					
Normal Operating Cell Temperature	45.3±2°C					
Series fuse rating (A)	15A					
Number of bypass diode	3					

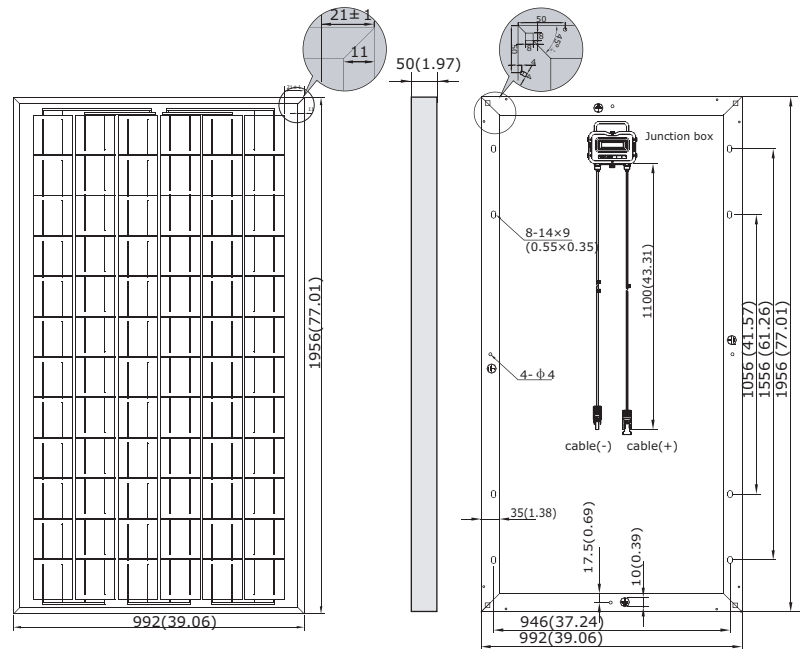
MECHANICAL SPECIFICATIONS

Cell type	156mm x 156mm
Number of cells	72 cells in series
Weight	22.86 kg (50.4 lbs)
Dimensions	1956×992×50 mm (77×39.1×1.97 inch)
Max Load	5400Pascals (112 lb/ft ²)

TEMPERATURE COEFFICIENT

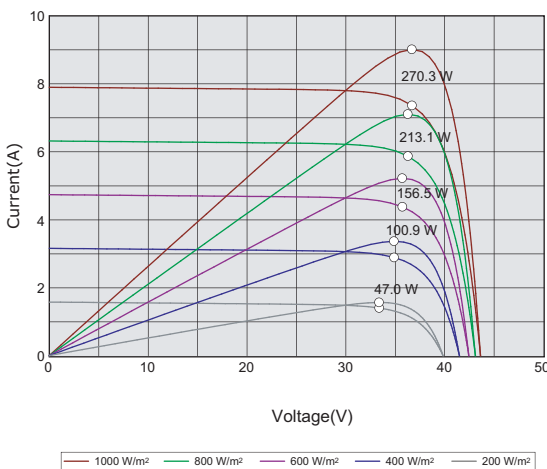
Temp. Coeff. of Isc (TK Isc)	0.065 %/°C
Temp. Coeff. of Voc (TK Voc)	-0.346 %/°C
Temp. Coeff. of Pmax (TK Pmax)	-0.46 %/°C

PHYSICAL CHARACTERISTICS Unit:mm (inch)

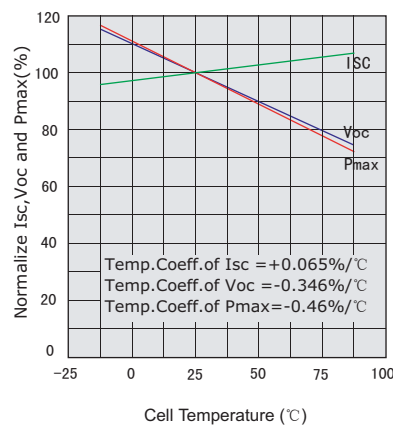


ELECTRICAL CHARACTERISTICS

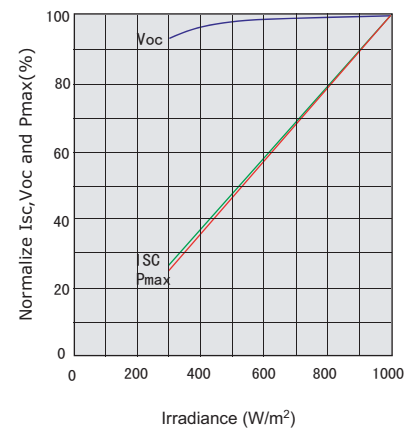
Electrical performance
(cell temperature:25°C)



Temperature dependence of Isc,
Voc and Pmax



Irradiance dependence of Isc,
Voc and Pmax (cell temperature:25°C)



Note: the specifications are obtained under the Standard Test Conditions (STCs): 1000 W/m² solar irradiance, 1.5 Air Mass, and cell temperature of 25 °C.
The NOCT is obtained under the Test Conditions : 800 W/m², 20°C ambient temperature, 1 m/s wind speed, AM 1.5 spectrum.

Please contact support@etsolar.com for technical support. The parameters may be changed without notice due to product improvement.