



Passion for Green

ET BLACK MODULE polycrystalline

ET-P654215B	215W
ET-P654210B	210W
ET-P654205B	205W
ET-P654200B	200W
ET-P654195B	195W
ET-P654190B	190W

Features

- + Aesthetically appealing for residential and commercial systems with black backsheet and frame
- + High module conversion efficiency, through superior manufacturing technology
- + Guaranteed -1% to +3% Power Tolerance
- + Entire module certificated to withstand high wind loads and snow loads (5400Pa)
- + Anodized aluminum is mainly for improving corrosion resistance.
- + Highly transparent, low-iron, tempered glass, and antireflective coating
- + Excellent performance under low light environments

Benefits

- + 25-year warranty on power output; 5-year warranty on materials and workmanship
- + Product liability insurance
- + Local technical support
- + Local warehousing
- + 48 hour-response service
- + Enhanced design for easy installation and long term reliability



IEC 61215 Ed.2
IEC 61730



CONFORMS TO ANSI/UL STD 1703
CERTIFIED TO UL/CSA STD ORDC1703

www.etsolar.com

ELECTRICAL SPECIFICATIONS

Model type	ET-P654215B	ET-P654210B	ET-P654205B	ET-P654200B	ET-P654195B	ET-P654190B
Peak power (Pmax)	215W	210W	205W	200W	195W	190W
Cell Efficiency	16.86%	16.47%	16.08%	15.68%	15.29%	14.90%
Module Efficiency	14.62%	14.28%	13.94%	13.60%	13.27%	12.92%
Maximum power voltage (Vmp)	27.54V	27.54V	27.30V	27.21V	27.00V	26.78V
Maximum power current (Imp)	7.81A	7.63A	7.50A	7.36A	7.22A	7.10A
Open circuit voltage (Voc)	33.20V	32.83V	32.80V	32.72V	32.75V	32.50V
Short circuit current (Isc)	8.50A	8.30A	8.10A	7.86A	7.98A	7.72A
Power Tolerance	-1 to +3%					
Maximum system voltage	DC 1000V (VDE) / DC 600V (UL)					
Normal Operating Cell Temperature	45.3±2°C					
Series fuse rating (A)	15A					
Number of bypass diode	3					

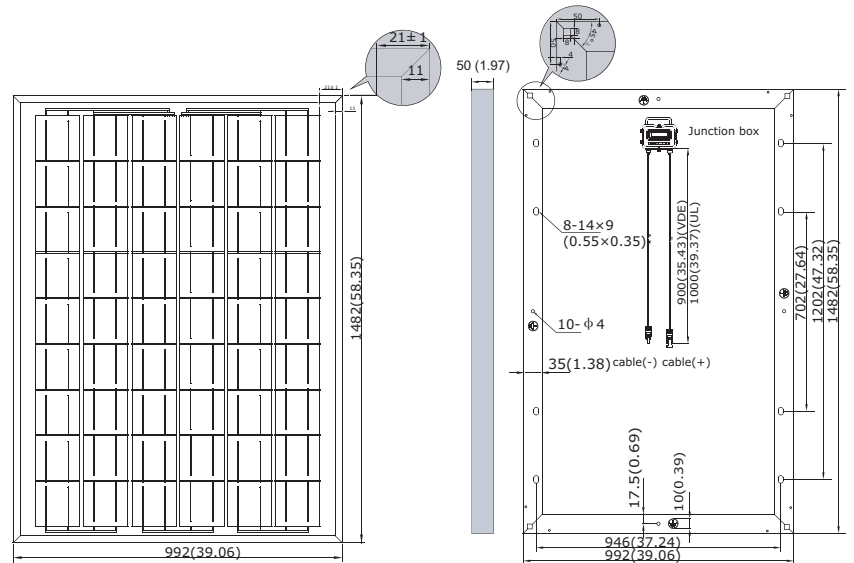
MECHANICAL SPECIFICATIONS

Cell type	156mm x 156mm
Number of cells	54 cells in series
Weight	18.3 kg (40.34 lbs)
Dimensions	1482×992×50 mm (58.35×39.06×1.97 inch)
Max Load	5400Pascals (112 lb/ft ²)

TEMPERATURE COEFFICIENT

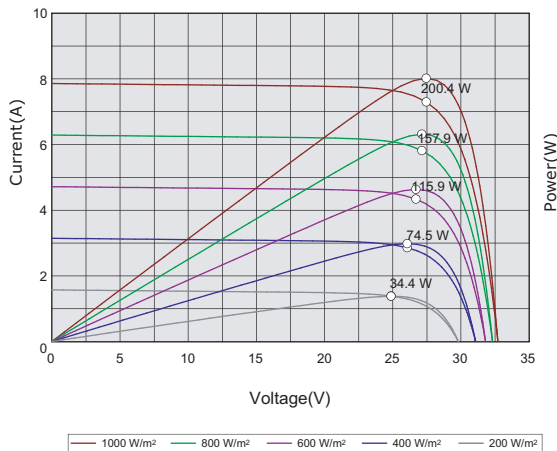
Temp. Coeff. of Isc (TK Isc)	0.065 %/°C
Temp. Coeff. of Voc (TK Voc)	-0.346 %/°C
Temp. Coeff. of Pmax (TK Pmax)	-0.46 %/°C

PHYSICAL CHARACTERISTICS Unit:mm (inch)

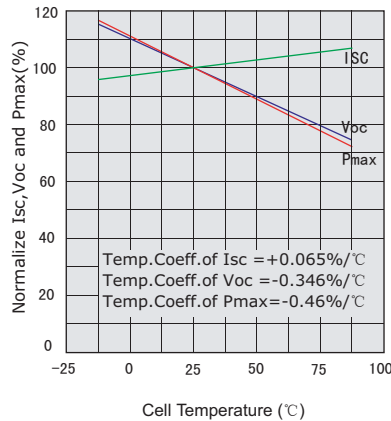


ELECTRICAL CHARACTERISTICS

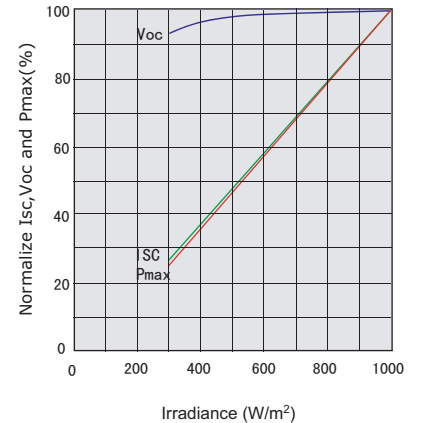
Electrical performance
(cell temperature:25°C)



Temperature dependence of Isc,
Voc and Pmax



Irradiance dependence of Isc,
Voc and Pmax (cell temperature:25°C)



Note: the specifications are obtained under the Standard Test Conditions (STCs): 1000 W/m² solar irradiance, 1.5 Air Mass, and cell temperature of 25 °C. The NOCT is obtained under the Test Conditions : 800 W/m², 20°C ambient temperature, 1 m/s wind speed, AM 1.5 spectrum.

Please contact support@etsolar.com for technical support. The parameters may be changed without notice due to product improvement.